




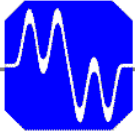


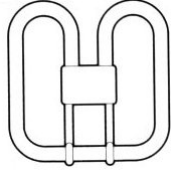



AutoTest 4 & 5 cell Modules, Ballast Lumen Factors, %			
Cells	4	5	5
Module	AutoTest [®]	AutoTest [®]	AutoTest [®]
5 pole ballast switching	AS480	AS484	AS540
Lamp	Watts	Figures quoted are ballast lumen factors, %	
T5 	4		
	6		
	8		
	13	27	
	14	20	
T8 	21		
	15/18		24
	30/36		14*
T12 	20		
	40		
	5		
	7		
	9		
SEL 	11	25	
	10		
	13	23	
	18	19	20*
DEL 	26	16*	16*



		AS480	AS484	AS540	
Cells		4	5	5	
		13			
TEL		18	14	20*	
		26		17*	
		32			
		18		30	17
TC-L		24	14	16*	18
		34		14*	13*
		36		15*	12*
		40			11*
		10			
2D		16	24		
		21	19	18*	
		28	16*	17*	
		38*		14*	
F		18		18	
		24	12		
		36			

* Do not use 38 watt 2D lamp in non maintained mode

These modules are not suitable for remote mounting above 0.5 m

These modules are suitable only for use with non-amalgam lamps

Where BLFs are entered in red or marked * - remove link